







	Autumn		Spring		Summer		
	Term 1	Term 2	Term 3	Term 4	Term 5	Term 6	
Pre-School Focus	It's Good to Be Me! (7 weeks)	Woodland Wonders (7 weeks)	Down on the Farm! (6 weeks)	Once Upon a Time (6 weeks)	Everyday Heroes (5 weeks)	Happy Holidays! (8 weeks)	
							
	<p>Pre-School is a wonderful place to make new friends and to show them how good it is to be you! What makes you, you? Who or what is special to you? Do you like the same things as your friends? Does anybody look like you? In this topic you will learn all about each other and the amazing things that you can do!</p>	<p>Did you know that the woodland is full of hidden wonders? It hides amazing animals, crunchy leaves, prickly pinecones and many wonderful treasures? Have you ever seen a hedgehog snuffling along the ground or heard an owl high up in the trees? In this topic you will learn all about the wonders of nature as the Summer turns into Autumn and the woodland becomes a whole new world!</p>	<p>Have you ever been to a farm? It is a very busy place with lots of different animals. What do the animals eat? Where do they sleep? Do they have a job to do? Have you ever seen a cow being milked or a sheep having a haircut? In this topic you will learn all about what it is like on a farm and the very important jobs that the animals and the farmers do!</p>	<p>Do you have a favourite story? Have you ever met a man made of gingerbread or some pigs who live in houses made of sticks and straw? How about a naughty little girl who eats porridge that doesn't belong to her, or a boy named Jack who climbed a very large beanstalk? In this topic you will learn about these wonderful characters as you come with us on an amazing journey into a fantasy world of fairy tales and make believe!</p>	<p>Heroes don't just wear capes and masks and fly through the sky... everyday heroes come in all shapes and sizes. They make us better when we are poorly and they keep us safe at night. They help us to cross the road and some even rescue us if we are in danger. In this topic you will learn about the jobs people do that make them everyday heroes. You will get to dress up like them and you may even get to meet one or two!</p>	<p>What does it feel like to feel the sand between your toes... can you tell someone? Have you ever paddled in the sea and felt the waves splash on your legs? Who would you see if you looked in a rock pool? Have you ever put a shell to your ear? What did you hear? Is it easy to build a castle in the sand... have you tried? In this topic you will be amazed with the things that you can learn at the seaside, come on... let's go to the beach!</p>	
	Main Story	Owl Babies	The Treasure Hunt	Pig in the Pond	Different book each week	Vicky the Very Silly Vet	Sharing a Shell
	Role Play	Home Corner	Percy the Park keeper's Shed	Farm Shop	Castle	Vets	Beach Hut
	SMSC	Whole Body Listening Golden Rules	Whole Body Listening Christmas	Whole Body Listening Valentine's Day	Whole Body Listening Mother's day	Whole Body Listening Easter	Whole Body Listening Father's Day
Educational Visitor/Visit	Visit from a Health Visitor	RSPCA Visit	Travelling Farm	Visit from a Princess	Community Police Officer	Trip to the Beach	
Wow moment	A mystery box containing pictures/objects relating to member of staff. Children guess who each adult each picture/object is about.	A present from Percy the Park Keeper arrives in the post- the book wrapped up with a letter and items from the story.	Arrival of a scarecrow with a letter and box containing the book and different farm animals.	A variety of different clues leads the children to a princess who shares some fairy tale stories with them.	Children arrive in class to find a bandaged toy animal with a letter asking the children to help. In an envelope is a puzzle depicting the cover of the story 'Vicky the Very Silly Vet'	Children arrive in class to find clues leading to a deck chair, sand and a boat, with a letter and the book.	

<p>Themed Learning</p>	<p>WK 1: Paper plate portraits WK 2: 'What Makes Me, Me?' bunting. WK 3: Routines e.g. bedtime. WK 4: Something special to me! WK 5: Using our super senses to guess what's hiding! WK 6: Finger print painting. WK 7: Building homes with recycled materials.</p>	<p>WK 1: Autumn treasure hunt. WK 2: Woodland art- making pictures with natural objects. WK 3: Handprint hedgehogs. WK 4: Collage owl pictures using feathers and paint. WK 5: Mixing Autumn colours. WK 6: Christmas cards. WK 7: Christmas crafts.</p>	<p>WK 1: Matching animals to their young. WK 2: Where does milk/wool come from? WK 3: Investigating eggs! Looking inside, smelling, touching and describing them. WK 4: Describe it find it... features of different farm animals. WK 5: Footprint vegetables/handprint animals. WK 6: Planting potatoes.</p>	<p>WK 1: The Three little pigs house pictures – using straw, wood and bricks to create their own houses. WK 2: The Gingerbread man- making and decorating gingerbread men. WK 3: Goldilocks and the three bears- matching the objects to the correct sized bear. WK 4: Jack and the Beanstalk – planting runner beans. WK 5: Cinderella – decorating and making crowns. W6: Billy Goat's Gruff- Puppet Making</p>	<p>WK 1: Visit from the Police- asking questions and listening. WK 2: The importance of clean teeth – learn the song 'Brush your teeth' WK 3: Everyday heroes counting and matching puzzle game. WK 4: What am I? Listening to clues and matching to the hero. WK 5: Who will help? Matching the correct hero to the problem</p>	<p>WK 1: Sand castles – using the sand to create their own sandcastles. WK 2: Beach themed artwork – paper plate crabs/footprint starfish/jellyfish from yoghurt pots. WK 3: Dressing for the weather – hot/cold. WK 4: Sharing a Shell stick puppets to help retell the story. WK5: Floating and sinking: testing out different objects to see if they float or sink. WK 6: Sorting shells – largest/smallest. WK 7: Sharing a Shell - creating their own shell and decorating it. WK:8 Coloured Sand Pictures.</p>
<p>Maths</p>	<p>WK 1: Reciting numbers in order WK 2: Counting- one to one correspondence WK 3: Sorting by category e.g. colour WK 4: Comparing by size WK 5: Counting WK 6: Number recognition WK 7: Number formation</p>	<p>WK 1: Counting- one to one correspondence WK 2: Positional Language WK 3: 2D Shape WK 4: Counting WK 5: Comparing two groups with different amounts WK 6: Matching quantity to the correct numeral WK 7: Number Formation</p>	<p>WK 1: Counting- one to one correspondence WK 2: Representing number WK 3: Counting from different starting points within 10 WK 4: Sorting by category e.g. length WK 5: Counting forwards and backwards WK 6: Number recognition</p>	<p>WK 1: Counting objects which cannot be moved WK 2: Matching quantity to the correct numeral WK 3: Estimating and checking WK 4: Using Language to talk about 2D shapes WK 5: One more WK 6: Number Formation WK 4: Sorting by category e.g. colour</p>	<p>WK 1: Counting two groups to find a total WK 2: Positional Language WK 3: Sorting by category e.g. shape WK 4: Using numbers identify how many objects are in a set WK 5: Counting</p>	<p>WK 1: Counting forwards and backwards WK 2: Number recognition WK 3: Counting an amount out from a larger group WK 4: Matching number to quantity WK 5: Comparing objects WK 6: Problem solving WK 7: Number Formation WK 8: Counting objects which cannot be moved</p>